

Kubota®



KUBOTA COMPACT EXCAVATOR

KX

KX057-4

Superior 5-ton compact excavator with the right power and flexibility for most all of your needs.



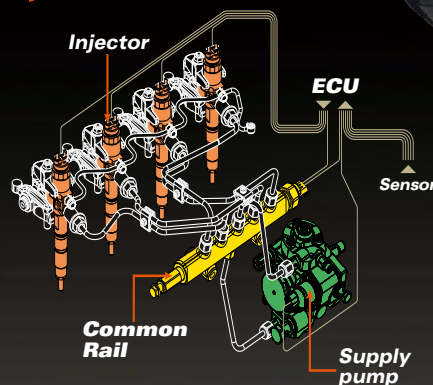
Set to redefine the entire 5-ton class, this Kubota compact excavator with a deluxe cab puts you in luxury and on top of almost any challenge.

CLEAN AND POWERFUL EXCAVATOR

Kubota's CRS engine gives you the high torque you need to power through any tough task. The CRS electronically controls the timing and amount of fuel injection to lead to less engine noise and better fuel efficiency. In addition, the CRS helps reduce emissions and makes the KX057-4 EPA Tier IV-compliant.

Common Rail System and Diesel Particulate Filter (DPF) Muffler

The Common Rail System (CRS) electronically controls the fuel injection timing and amount in stages rather than all at once for optimal combustion. The results are great efficiency, better fuel economy and less engine noise. Its combination with the Exhaust Gas Recirculation (EGR) and Diesel Particulate Filter (DPF) Muffler reduces emissions to make the KX057-4 Tier IV-compliant.



Automatic regeneration system

Kubota's original automatic regeneration system automatically burns accumulated particulate matter (soot) in the DPF muffler to keep the muffler clean for longer operation. For safety reasons, automatic regeneration can be turned off with the inhibit switch when the excavator is operating in areas that are close to material with potential for ignition.





Introducing ECO PLUS

Kubota's original ECO PLUS prioritizes fuel economy, and supports the environment.

For tough digging applications, use Standard Mode and experience a 4% productivity improvement over the prior model on KX057-4.

Activate Eco Mode with the flick of a switch for up to 8% fuel savings over Standard Mode on new KX057-4.



Eco Mode Indicator Eco Mode Switch

STANDARD MODE

- Improved Productivity *Compared to Prior Model*



ECO MODE

- Focus on Lower Fuel Consumption



*Compared to Standard Mode

DELUXE INTERIOR

On the KX057-4, your comfort truly comes first. The luxurious cab features a wider entrance, generous legroom and a deluxe seat. The Roll-over Protective Structure (ROPS) and Falling Object Protection Structure (OPG (TOP Guard, Level I)) maximize safety. Operability is greatly enhanced with more easy-to-use features than ever before.

Easy-open Front Slide Window

Unlike many excavator windows, the front glass window of the KX057-4 opens with ease. Just flip the latches on the window sides and slide it up. A gas-assist mechanism makes this action almost effortless.



Wider Entrance

The KX057-4 features a much wider door and more ample foot space, making it a breeze to get on and off the excavator.





A. Deluxe Suspension Seat

Designed and engineered to fit better and to keep you working longer comfortably, Kubota's high-back suspension seat reduces strain and minimizes operator fatigue. It reclines to accommodate your individual posture, and offers weight compensation, firm and adjustable wrist support and retractable seat belts.

B. 2-speed Travel Switch

By placing the 2-speed travel switch on the dozer lever, dozing operations can be done faster and easier.



C. Cup Holder

With the convenience of a bigger cup holder, you can quench your thirst and work longer without leaving the cab. Or store your cell phone. The charging port is located conveniently close by.

D. Wrist Rest

A thoughtfully designed wrist rest enhances operation and reduces operator fatigue.

E. Air Conditioning

The overall air circulation in the cab has been improved, thanks to a stronger cooling/heating unit and the positioning of six vents around the operator to offer better all-round comfort.




TPSS

The Two-Pattern Selection System positioned under the seat allows the operator to shift control styles conveniently while seated. A simple turn of a switch is all it takes to select between the ISO pattern and the SAE backhoe pattern.



SUPERIOR PERFORMANCE

Combining the power for demanding jobs and the versatility to work in any condition, the Kubota KX057-4 is ready to take on most challenges. It's designed with excellent stability to work with a variety of attachments. Versatility is greatly enhanced with precise oil flow control for auxiliary circuits. With upgraded digging and lifting power, smoother travel performance and improved versatility, this Kubota truly has what you need to get the job done well.



1. Bolt-on Cutting Edge*

**Standard on Angle Blade models.*

2. Durable Fixed Hook

25° Pivot Angle

Hydraulic Angle Blade

Save time and work more efficiently. With a simple movement of the dozer lever, the hydraulic angle blade can be angled to the right or left to push soil to the side as the machine moves forward, eliminating the need for repetitive repositioning at right angles when backfilling trenches.

Float Position

The float function is a standard feature on the KX057-4*. Ground finishing work can be completed quickly and simply without the need to adjust the dozer height. After backfilling, simply travel backwards along the covered ditch with the dozer in the float position.

**Standard on both angle blade & standard blade models.*

Generous Approach Angle

The angle blade boasts an approach angle of 28°, allowing the KX057-4 to climb over obstacles with ease.

Tight Spots

The angle blade lets you work efficiently in confined spaces, alongside walls, and near busy roads. No wider than the tracks, it's also easy to transport between jobs.

Easy Operation

Angle blade operation has been enhanced for easier control. Up, down and float movements are made with a single lever, while left and right angle positioning is made by the rocker switch on top of the lever.



Hydraulic Dozer Control Lever

A hydraulic-type dozer control lever provides smooth and easy operation.

Variable Speed Fan Drive

The new variable speed cooling fan matches fan power to engine cooling requirements, resulting in greater fuel efficiency.



Increased Travel Speed

Featuring increased maximum high and low travel speeds of 3.1 mph and 1.8 mph respectively, the KX057-4 truly takes productivity to new heights.

Increased Traction Force

The traction, when operating in low speed, has been increased to 14,480 lbs. This helps ensure an efficient and productive day on the job.

Enhanced Digging Force

The KX057-4 delivers an impressive bucket digging force of 11,177 lbs. Its powerful and well-balanced arm and bucket allow the operator to dig faster and more efficiently even in the toughest conditions.


Thumb Bracket And Relief Valves

The hydraulic thumb makes short work of a variety of loading and material handling jobs. The factory installed mount brackets and hydraulics significantly reduce the time needed to mount accessories.

Auxiliary 1 Diverter Valve*

With the AUX1 diverter valve, the AUX oil supply can be changed without having to remove the thumb pipeline when the operator wants to use a hydraulic attachment.

**only for AUX1 model*



Adjustable Maximum Oil Flow Control For Auxiliary Circuits 1 & 2 (Optional)

The maximum oil flow settings of both circuits are conveniently adjustable from the digital panel – no additional tools or complex manual adjusting procedures are necessary. You can even program up to five oil flow rates corresponding to specific attachments into memory on the digital panel.



Load Sensing Hydraulic System

Kubota's improved 3-pump load sensing hydraulic system ensures smoother operation, regardless of load size. It allows hydraulic oil to flow according to the specific range of the operator's lever motion. The result is greater fuel economy and smoother travelling.

Auto-shift

The auto-shift system enables automatic travel shift from high to low depending on traction effort and terrain. This gives smoother simultaneous operations when dozing and turning.


One-sided Engine Maintenance

Kubota has made routine maintenance extremely simple by consolidating primary engine components onto one side for easier access. Engine and other vital components can be inspected quickly and easily.

- A. DPF Muffler
- B. Alternator
- C. Water Separator
- D. Starter Motor



- E. Dual Element Air Cleaner
- F. Fuel Filter



Tool Box

A large tool box is positioned within the side hood so necessary tools for small checkups are always within easy reach.



Refuelling

When refuelling, simply press the refuelling signal button to monitor the progress. The beeping signal accelerates as the fuel approaches full and thus avoiding spillage.



MAINTENANCE & SAFETY

Although your Kubota excavator is state-of-the-art, its maintenance doesn't get much easier. Thanks to the full-opening rear and right side hoods, engine, control valves and various components are accessible for easy inspection and repair.

Steel Panels

The KX057-4 features long-lasting side panels that open easily for quick inspection and routine maintenance. The panels are located inside the counterweight edge for protection and durability.

Parking Brake

A travel negative brake comes as a standard safety feature on the KX057-4 for added peace of mind during transportation or parking on hilly areas.

Grease Gun Holder

A convenient space within the side hood is designed to keep the grease gun handy for daily servicing.



NEW DIGITAL PANEL




- A. Hour Meter**
- B. Coolant Temperature**
- C. Clock**
- D. Fuel Level**
- E. Engine RPM**



Following the excellence of Kubota's Intelligent Control System, the new digital panel puts convenience at the operator's fingertips. Featuring easier button operation, the user-friendly digital panel is positioned to the front right corner of the operator. This operator-facing wider display greatly improves visibility. With easier access, simpler settings, easy-to-read indicators and alerts, you'll always be aware of the excavator's functioning status.

Operation History Record

Operation history is automatically recorded on the KX057-4. You can trace back up to 90 days of the machine's usage dates by simply checking the built-in calendar.



Service Mode



Warning Mode



Operation History Record



Max. Oil Flow Setting (AUX1 and optional AUX2)

Automatic regeneration mode

The automatic regeneration system automatically burns particulate matter (soot) that accumulates in the diesel particulate filter (DPF) muffler. The soot is burned when the engine is operating at sufficient engine speed for regeneration. If the engine speed is lower than the required level for regeneration, the indicator requests an increase in the engine speed to keep the accumulation level low and the DPF clean. A service call or DPF filter replacement is required when the accumulated soot reaches a level that reduces the engine speed.



KX057-4 OPTIONS

STANDARD EQUIPMENT

Safety system

- Engine start safety system
- Travel motor with disc brake
- Swivel motor with disc brake
- All hydraulic control

Working equipment

- Auxiliary hydraulic circuit 1
- 2 working lights on cab and 1 light on the boom
- Dozer blade with float function
- Thumb bracket and relief valve

Operator's space

- ROPS/OPG (TOP Guard, Level I) canopy
- Weight-adjustable full suspension seat
- Retractable seat belt
- Hydraulic pilot control levers with wrist rests
- Travel levers with foot pedals
- Two pattern selection system
- Digital panel
- 12V power source
- Cup holder
- Horn

Engine/Fuel system

- Double element air filter
- Auto idling system
- Water separator with drain cock

Undercarriage

- Dozer blade with float
- 400 mm rubber track
- 1 × upper track roller
- 5 double-flange track rollers on each side
- 2-speed travel switch on dozer lever
- 2-speed travel with auto-shift

Hydraulic system

- 3-pump load sensing system
- Pressure accumulator
- Hydraulic pressure checking ports
- Straight travel circuit
- Third line hydraulic return
- Adjustable maximum oil flow on auxiliary hydraulic circuits 1 (and 2)
- Auxiliary switch (AUX1) on right control lever

Others

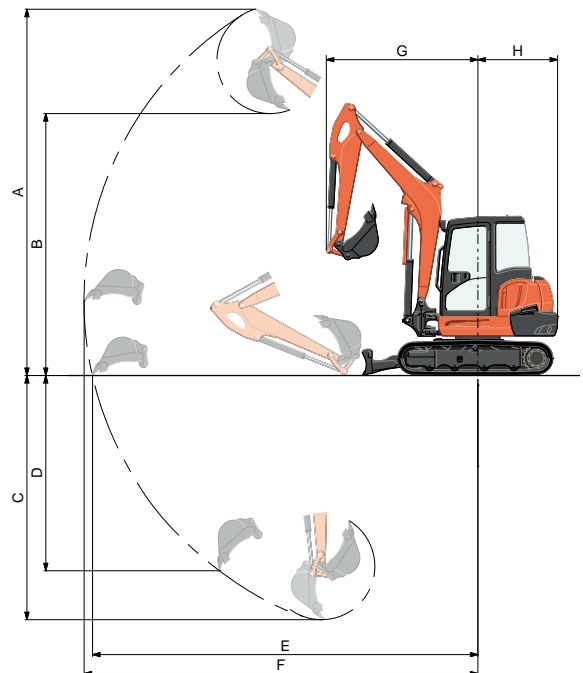
- Tool box
- Grease gun holder

OPTIONAL EQUIPMENT

- Cab with A/C
- Canopy lights
- Beacon lights
- 1'3.7" (400 mm) steel track for Angle blade model
- Additional auxiliary hydraulic circuit 2 (adjustable max. oil flow control)
- Angle blade with float function and BOE
- Travel alarm

WORKING RANGE

Model		KX057-4		
A	Max. digging height	ft. in. (mm)	18'10" (5740)	
B	Max. dumping height	ft. in. (mm)	13'8.6" (4180)	
C	Max. digging depth	ft. in. (mm)	12'8.2" (3865)	
D	Max. vertical digging depth	ft. in. (mm)	5'7.3" (1710)	
E	Max. digging radius at ground	ft. in. (mm)	20'0.5" (6110)	
F	Max. digging radius	ft. in. (mm)	20'5.7" (6240)	
G	Min. turning radius	W/O swing	ft. in. (mm)	7'11.3" (2420)
		W swing	ft. in. (mm)	6'9.1" (2060)
H	Min. tail turning radius	ft. in. (mm)	4'2" (1270)	

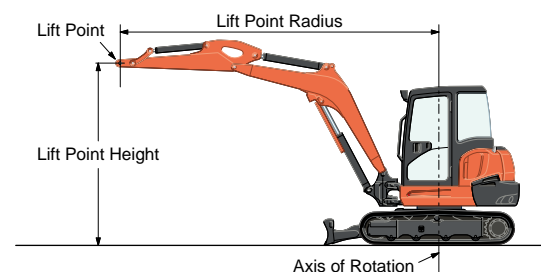


LIFTING CAPACITY

Canopy rubber

LIFT POINT HEIGHT (ft)	LIFTING CAPACITY OVER-FRONT BLADE DOWN unit=1000 lbs				LIFTING CAPACITY OVER-SIDE unit=1000 lbs		
	LIFT POINT RADIUS (ft)			LIFT POINT RADIUS (ft)			
	12	16	MAX	12	16	MAX	
GL	10	2.33	2.28	1.96	2.30	1.43	1.36
	8	2.63	2.33	1.95	2.24	1.42	1.26
	4	3.41	2.55	2.05	2.09	1.36	1.16
	0	3.89	2.67	2.37	1.96	1.31	1.19

Machine with canopy and rubber crawler, without bucket

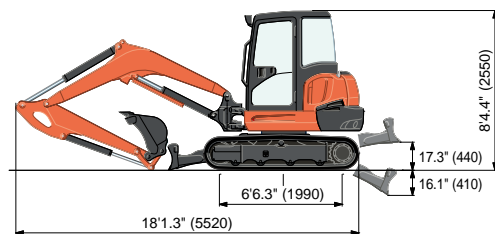
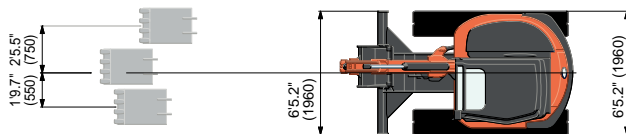


SPECIFICATIONS

Model		KX057-4	KX057-4 Angle Blade	
Type of ROPS / OPG (TOP Guard, Level I)		Canopy / Cab		
Type of tracks		Rubber	Rubber / Steel	
Engine	Model	Kubota V2607-CR-E4		
	Output (SAE J1995 gross)	HP (kW) / rpm	47.6 (35.5) / 2200	
	Output (SAE J1349 net)	HP (kW) / rpm	45.2 (33.7) / 2200	
	Displacement	cu. in. (cc)	159.6 (2615)	
Dimensions	Overall length	ft. in. (mm)	18'1.3" (5520)	
	Overall height	ft. in. (mm)	8'4.4" (2550)	
	Overall width	ft. in. (mm)	6'5.2" (1960)	
	Min. ground clearance	ft. in. (mm)	1'0.2" (310)	
Hydraulic system	Pump capacity	GPM (ℓ/min)	14.8 (56.1) Variable × 2 / 9.8 (37.0) Gear × 1	
	Auxiliary hydraulic flow	AUX1 / AUX2 GPM (ℓ/min)	19.8 (75) / 9.8 (37)	
	Max. breakout force	Bucket / Arm lbs. (kgf)	11177 (5070) / 5644 (2560)	
Drive system	Travel speed	Low / High mph (km/h)	1.8 / 3.1 (2.8 / 4.9)	
	Max. traction force	Low speed lbs. (kgf)	14480 (6567)	
	Tumbler distance	ft. in. (mm)	6'6.3" (1990)	
	Crawler length	ft. in. (mm)	8'2.4" (2500)	
	Shoe width	Rubber / Steel ft. in. (mm)	1'3.7" (400)	
	Ground contact pressure	Rubber Canopy / Cab psi (kgf/cm ²)	4.54 (0.319) / 4.62 (0.325)	4.69 (0.330) / 4.78 (0.338)
	Steel Canopy / Cab psi (kgf/cm ²)	-	4.78 (0.336) / 4.85 (0.341)	
Swing system	Unit swing speed	rpm	9.3	
	Boom swing angle	Left / Right degree	70 / 55	
Blade	Dimensions	Width ft. in. (mm)	6'5.2" (1960)	
		Height ft. in. (mm)	1'4.1" (410)	1'4.7" (425)
	Max. lift above ground	in. (mm)	17.3" (440)	20.0" (510)
	Max. drop below ground	in. (mm)	16.1" (410)	18.3" (465)
	Angle	Left / Right degree	-	25
Hydraulic oil (Reservoir / System)		gal (ℓ)	11.9 (45) / 20.9 (79)	
Fuel reservoir		gal (ℓ)	19.8 (75)	
Operating weight (Including operator's weight @ 175 lbs.)	Rubber Canopy / Cab	lbs. (kgf)	12200 (5535) / 12400 (5625)	12620 (5725) / 12820 (5815)
	Steel Canopy / Cab	lbs. (kgf)	-	12840 (5825) / 13040 (5915)

The company reserves the right to change the above specifications without notice. This brochure is for descriptive purposes only. Please contact your local Kubota dealer for warranty information. For your safety, Kubota strongly recommends the use of a Rollover Protective Structure (ROPS) and seat belt for almost all applications.

DIMENSIONS



Unit: ft. in. (mm)

©2013 Kubota Corporation



KUBOTA TRACTOR CORPORATION

Kubota Tractor Corporation, 3401 Del Amo Boulevard, Torrance CA 90503
 Western Division: 1175 S. Guild Ave., Lodi, CA 95240 Tel (209) 334-9910
 Central Division: 14855 FAA Boulevard, Fort Worth, TX 76155 Tel (817) 571-0900
 Northern Division: 6300 at One Kubota Way, Groveport, OH 43125 Tel (614) 835-1100
 Southeast Division: 1025 Northbrook Parkway, Suwanee, GA 30024 Tel (770) 995-8855

Visit our web site at: www.kubota.com

