

V

KUBOTA 4WD GASOLINE UTILITY VEHICLE

RTV-XG850 SIDEKICK

For Earth, For Life
Kubota



THIS IS WHAT READY FOR AN

POWER

Built around a Responsive and powerful 48 HP gasoline engine, the Sidekick is a multi-purpose utility vehicle that's ready for work and hunting expedition. Take on any task or terrain with comfortable, convenient and capable features and a 40 mph transport speed.

PERFORMANCE

Kubota's worry-free CVT Plus (Continuously Variable Transmission) with Centrifugal Clutch ensures fast response and rugged durability, so you can be ready for anything with an all-terrain utility vehicle that's truly built to perform.

HANDLING

The standard equipment Speed-sensitive 45A EPS (Electronic Power Steering) keeps you safe and stable even when traveling at high speeds across uneven ground. Plus, the independent suspension delivers a smooth ride with plenty of clearance.



EVERYTHING LOOKS LIKE

STYLING

Choose from four distinctive colors—Black, Kubota Orange, Green, and RealTree® AP Camo. Every detail from the bold headlights, the rugged cargo panels, the steering wheel, shift knob and instrument panel are functional and fun.

KUBOTA 4WD GASOLINE UTILITY VEHICLE

RTV-XG850
SIDEKICK



**Number one selling diesel utility vehicle according to Power Products Marketing North American Utility Vehicle Market Reports.*

SPEED AND VERSATILITY FOR WHATEVER YOU

As part of Kubota's renowned RTV line of workhorse utility vehicles, the Sidekick is ready to work on the farm, around the pasture and in the woods with industry-leading durability and performance. A powerful 48 HP gasoline engine takes work performance and

efficiency to all-new levels by providing unprecedented acceleration and fast travel speed. With this kind of speed and versatility, you'll get more work done in less time, leaving you with plenty of time to relax and take in your view.



RANCHING

DO



PROPERTY MAINTENANCE



GENERAL CHORES

POWER

GET THERE—ANYWHERE—FAST

When the great outdoors calls, jump in your Sidekick and hit the gas. The Sidekick's powerful 48 HP gasoline engine gives you the speed to get there fast. Up to 40 mph fast. And with impressive acceleration and torque, you'll take on every big hill and distant destination with absolute confidence. It's the sort of confidence you get with an advanced all-new twin cylinder engine.



**HORSEPOWER:
48 HP**



CVT Plus (Continuously Variable Transmission with Centrifugal Clutch)

The Sidekick is equipped with Kubota's worry-free CVT Plus transmission. The centrifugal clutch keeps the thick, double-cogged belts tight for minimal slippage, ensuring fast response and excellent belt durability. Fully shielded to keep out dust and water, the CVT Plus also cools the CVT belts with a large cooling fan for even greater durability.

Power supply

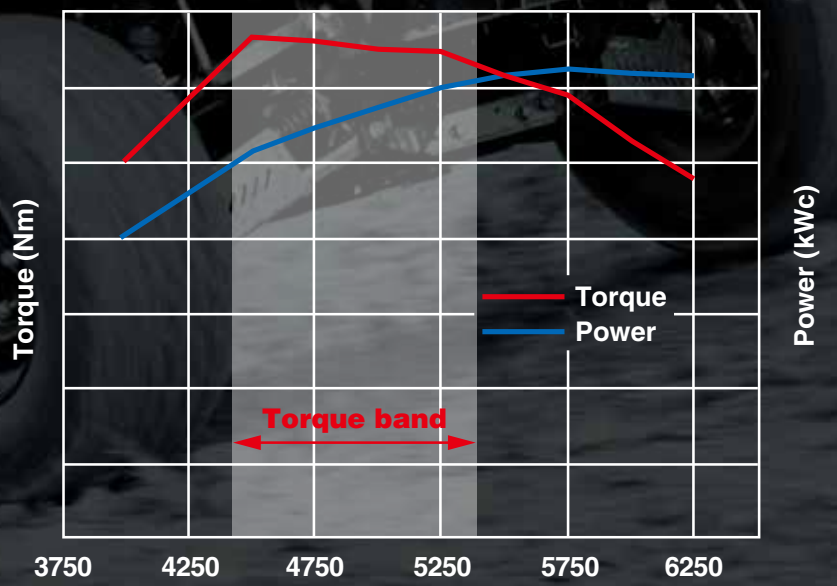
The Sidekick offers electrical power for a wide range of equipment. The regulator and fully shielded generator are controlled by a microcomputer to ensure stable power for any attachment, including a work light, optional LED headlight, heater or winch.

Powerful gas engine

The Sidekick's quick acceleration and high transport speed—up to 40 mph—come from a powerful 48 HP gasoline engine. Equipped with a CVT Plus transmission, this rugged, water-cooled engine provides plenty of torque for an astonishingly quick and smooth take-off. ISC (Idle Speed Control) and highland correction ensure stable power for any situation. The durable starter and chain-type timing belt need less maintenance. And you'll never have to worry about overheating with a built-in microcomputer that monitors engine oil temperature and sounds an alarm.

Output Performance (Torque/Power)


40mph



PERFORMANCE

A DRIVING EXPERIENCE UNLIKE ANY OTHER






Power and speed combined with agility and stability. That's the Sidekick driving experience.

Designed for easy handling at any speed, it's always a comfortable drive thanks to the enhanced speed-sensitive EPS (Electronic Power Steering). Tuned front and rear independent suspension offers a consistently smooth ride with rugged loading performance, while the engine assists braking for greater control and safety during descents. Plus, a selectable full-time 4WD gives you the perfect traction and control on any terrain.



Speed-sensitive EPS

Light at low-speed and firm at high-speed, the Sidekick's speed-sensitive 45A EPS (Electronic Power Steering) offers exceptional steering control, improving not only handling, but also stability. Standard on all models, the EPS ensures outstanding performance even when the cabin/cargo box is heavily loaded or the snowblade is attached. Operating at higher speeds, EPS safeguards against oversteering, increasing stability and control.



Front and rear independent suspension

Even when fully loaded, the Sidekick won't bottom out. Front and rear independent suspension delivers a smooth ride with plenty of clearance. It's designed for the perfect balance of comfort and capable loading performance.



Engine braking

Engine braking—engine-assisted deceleration—gives you dependable control down steep slopes. The Sidekick's one-way sprag and centrifugal clutch provides engine-assisted deceleration, letting you concentrate on steering rather than braking. You'll feel an enhanced sense of control and safety, particularly when traveling downward.




Selectable full-time 4WD

The selectable full-time 4WD system ensures outstanding traveling performance even under heavy loads, providing superior traction—a class-leading 2,000 lbs. of traction*—and excellent control under a wide range of terrain conditions. The 4WD system can easily be turned off when 2WD is sufficient for current driving conditions. (*2,000 lbs. of traction is flat road only. 1,550 lbs. of traction is available on slope.)

MULTI-USE

ONE MACHINE TO HELP YOU DO IT ALL



Got a big hauling job? Get a Sidekick. It's built to handle a wide range of hauling jobs, from gear and supplies to tools and materials. And it can carry a lot, up to 15.2 cubic feet or half a ton (1,000 lbs.) in a rugged steel cargo box with optional electric hydraulic lift for fast and effortless dumping.

The Sidekick is even ready to tow your boat, trailer and more by providing a class-leading 2,000 lbs. of towing capacity and standard trailer hitch. And don't worry about losing your gear in rough terrain. Strong and sturdy steel cargo tie-down hooks help keep it secure.



Towing capacity

Be confident in the power of your Sidekick. With a class-leading 2,000 lbs. towing capacity and standard trailer hitch, it's ready for a wide range of towing jobs, from boats to trailers and so much more.



Carry up to 15.2 cubic feet of cargo

The Sidekick really shines when you've got a big job to do. Its heavy-duty steel cargo box can carry up to 15.2 cubic feet or half a ton (1,000 lbs.) of tools, firewood, gear, supplies, building material—whatever needs to be moved from here to there. Plus, with seriously smooth suspension and extra clearance, the Sidekick won't bottom out. So go ahead, load it up!



Cargo extender (Optional)

Extend both the cargo bed and your productivity with this easy-to-attach cargo extender. Simply drop the cargo door, attach the extender, and your RTV's cargo bed is now 25% longer!



Steel cargo bed tie-down hooks

The Sidekick's cargo box is equipped, inside and out, with heavy-duty steel cargo tie-down hooks to help keep your gear and other cargo secure while traveling across uneven terrain.



Dumping cargo box

Fast and effortless, the Sidekick's cargo box with standard assist damper or optional electric over hydraulic lift makes short work of unloading cargo. Simply lift the cargo box or push the switch to dump and watch as the cargo box rises and your cargo slides out. Now that's easy.

COMFORT AND CONVENIENCE FOR THE LONG HAUL

COMFORT

Wherever you go, the Sidekick will make the journey comfortable and convenient. From the new ergonomic meter panel steering wheel and shift knob, to the bright LED headlights and a ton of convenience utility features, the Sidekick has everything you need to enjoy the trip.



Digital Cluster Panel

The smart new meter panel alerts you to all major vehicle functions with seatbelt and parking brake alarms and overheating and intermediate gear control indicators. The modern white LCD display provides excellent visibility at all times, even under difficult lighting conditions.



New steering wheel and shift knob

Designed to match the Sidekick's bold style, the ergonomic steering wheel and shift knob improve driver experience and overall comfort. The angle of the steering wheel can be adjusted* to fit your posture for easier handling and greater control.

(*Tilt Steering not available on general purpose model)



LED headlights

Let your Sidekick lead the way with cutting-edge LED headlights that offer improved brightness and visibility—and last longer, too! For even greater brightness, a 4-headlight option is available.



Half doors and shoulder guards

Half doors on both sides keep out dirt, brush and other unwanted elements while making it easy to get in and out. Shoulder guards on the ROPS help keep everyone safely inside the vehicle during tight turns.



60:40 Split-bench Seats

The split-bench seat style is ergonomically designed to provide hours of working comfort. Providing the appropriate space for both driver and passenger—now that's smart.



Under-seat storage compartments

Large compartments under the split-bench seats are ideal for storing tools, tie-downs and personal items.



Glove box

A large glove box on the passenger side provides quick and convenient access to personal items and frequently used gear. For safety and security, the glove box is equipped with a cover and a key*. (*glove box door not available on general purpose model)



Cup holder

A convenient cup holder keeps your beverage tumbler or travel mug secure and always within reach.



DC outlet

Charge your phone or other electronic device on the go with a convenient DC outlet.

OPTIONAL CABIN AND ACCESSORIES

Build your own custom Sidekick! These optional cabins and accessories will make your RTV experience more comfortable, personal, and memorable.

Premium roof

Premium audio system

Sport roof

Sport roof seal panel kit

Poly windshield


Poly flip windshield

Glass windshield

Door set



Glass Rear Panel



Poly rear panel

Door insert kits



For More optional cab and variety accessories, please see RTV's accessories and attachment brochure or visit our website, "www.KubotaUSA.com".

FOR MORE TOUGHNESS



Plastic bumper



Bush guard



Under guard



Rear bumper



Tail lamp guard



A-arm guard (Front / Rear)

FOR MORE WORKABILITY



Cargo bed rail



Bed extender



Front work light



Electric hydraulic bed lift kit (left: dump switch / right: lift cylinder)

FOR MORE COMFORT AND CONVENIENCE



LED Headlight



Headrest kit



Mud guard (Front / Rear)

KUBOTA TRACTOR CORPORATION

1000 Kubota Drive, Grapevine, TX 76051 Tel 888-4 KUBOTA

Visit our web site at: KubotaUSA.com



©2018 Kubota Corporation

Specifications

Model name		RTV-XG850				
Type		General purpose		Worksite		Special
Body color		Orange		Orange, Green	RealTree® AP Camouflage	Black
Engine	Type	2-cylinders, 4-cycle, Gas, DOHC				
	Displacement	cc	851			
	Horsepower	HP (kW) /rpm	48.3 (36) / 5,750			
	Cooling system		Liquid			
	Battery	Ah, CCA	56, 650			
Transmission		CVT PLUS (CVT with centrifugal clutch)				
Gear selection		Hi-Lo range forward, neutral, reverse				
Max. Traveling speed		mph (km/h)	0-40 (0-64.4)			
4WD system	Front differential	Limited-slip differential				
	Rear differential	Foot operated differential lock				
Steering		Speed sensitive Electric Power Steering				
Brakes	Front / Rear	4-wheel hydraulic disc brake				
	Parking brake	Rear wheel, hand operated				
Suspension	Front suspension	Independent, Dual A-arms with adjustable spring preload				
	Front suspension travel	in. (mm)	9 (229)			
	Rear suspension	Independent with coil over shock				
	Rear suspension travel	in. (mm)	8.5 (216)			
Ground clearance	Front	in. (mm)	9.8 (249)			
	Rear	in. (mm)	9.9 (249)			
Headlights		LED (High-Low) with 2 reflectors				
Occupant Protective System (OPS)	Tubular overhead structure	in. (mm)	2.0 (50.8)			
	Seat belts	3-point				
	Certification	SAE J2194 and OSHA ROPS standards				
Seating		2				
Dimensions	Length	in. (mm)	117 (2,973) *without bumper	119.6 (3,093) *include bumper		
	Width	in. (mm)	63.2 (1,605)			
	Height, overall	in. (mm)	79.5 (2,020) *include ROPS			
	Front tread centers	in. (mm)	52 (1,320)			
	Rear tread centers	in. (mm)	52 (1,320)			
	Wheelbase	in. (mm)	80.5 (2,045)			
	Turning radius	ft. (m)	13.1 (4.0)			
Weight	lbs. (kg)	1,761 (799) *dry				
Towing capacity	lbs. (kg)	Flat : 2,000 (907.2) / Slope : 1,550 (703)				
Payload capacity	lbs. (kg)	1,435 (651)				
Cargo bed	Material	Steel				
	Width x Length x Depth	in. (mm)	40.5 x 57.5 x 11.4 (1,030 x 1,465 x 290)			
	Volume	cu. F. (m3)	15.2 (0.43)			
	Cargo bed load	lbs. (kg)	1,000 (454) / 600 (272) *California model			
	Dumping system	Manual				
	Power Lift	Optional electric hydraulic power lift				
Fuel tank capacity	US gal (L)	8.64 (32.7)				
Sound rating at operator's ear at max rpm	db. (A)	89.8				
Tires	Front and rear	ATV	25 x 10-12, 6-ply			
		HDWS	25 x 10-12, 6-ply	Optional	25 x 10-12, 6-ply	
Front guard		Optional	Standard front guard			25 x 10-12, 6-ply
Alloy wheel		Optional				Standard
Steering tilt		Not available	Standard			Standard
Spray-on bed liner		Not available	Optional			Standard

***Realtree® is a registered trademark of Jordan Outdoor Enterprises, Ltd. The company reserves the right to change the above specifications without notice. The values in "Ground clearance" and "Weight" are those of the machine equipped with the tires in the table above. For off-highway use only.*

Kubota Tractor Corporation reserves the right to change the stated specifications without notice. This brochure is for descriptive purposes only and reasonable efforts were used to set forth the contained information; some items shown may not be optional and some products shown may not be available at all dealerships. Kubota disclaims all representations and warranties, express or implied, or any liability from the use of this brochure. For complete warranty, safety and product information, consult your local Kubota dealer and the operator's manual. Power (HP/ KW) and other specifications are based on various standards or recommended practices. For your safety, Kubota strongly recommends the use of a Rollover Protective Structure (ROPS) and seat belt in almost all applications. This brochure is intended for the United States and US territories only. For information regarding Kubota products or services outside these areas, see Kubota Corporation's global web site. Kubota does not provide parts, warranty or service for any Product which is re-sold or retailed in any country other than the country for which the Product(s) were designed or manufactured.

